



BRUCE'S CUSTOM COVERS

989 E. California Ave.
Sunnyvale, CA 94085
www.aircraftcovers.com

a div. of Canvas Works, Inc.

Phone: 408/738-3959

Toll Free (U.S.): 800/777-6405

Fax: 408/738-2729

E-mail: bruce@aircraftcovers.com

manufacturer of the finest custom-made aircraft covers

CANOPY COVER ORDERING INFORMATION, Page 1

INSTRUCTIONS: Print Form, Fill Out, Fax to 408/738-2729

NAME _____

SHIPPING ADDRESS _____

PHONE, FAX, EMAIL _____

PAYMENT BY: Visa ☐ MasterCard ☐ Amex ☐ Discover ☐ (check one)

All shipments are F.O.B. Sunnyvale, California, shipping by UPS (Ground or 2nd Day Service) unless requested otherwise.

Credit Card Number _____ Exp. Date _____ V-Code _____

* Visa, Mastercard, Discover: last 3 numbers on back of card, right of signature. Amex: 4 smaller numbers printed on face of card.

AIRCRAFT TYPE _____ YEAR _____ N _____

reg. number

AIRCRAFT COLORS (be specific) _____

DO YOU WANT YOUR N-NUMBER IMPRINTED ONTO COVER? (\$30 CHARGE) YES ☐ NO ☐ (check one)

Specify below ALL of the items you would like to order.

See Technical Sheet For Part Numbers (or fill in description)

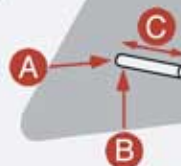
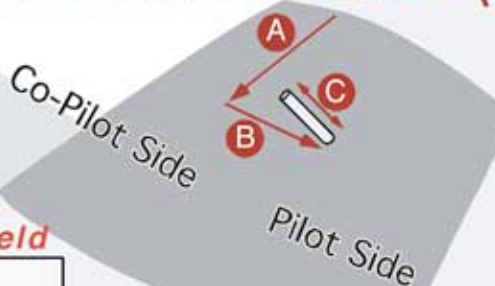
part number	quant	description	price

TEMPERATURE PROBE (OAT) WORKSHEET

☐ Not on this aircraft

OAT on Windshield

A Distance from top Windshield			
B Offset from Centerline			
OAT Offset (check one)	Left	Center	Right
C OAT Height			



OAT on Side Window

A Distance back from fwd edge	
B Distance up from lower edge	
C OAT Height	

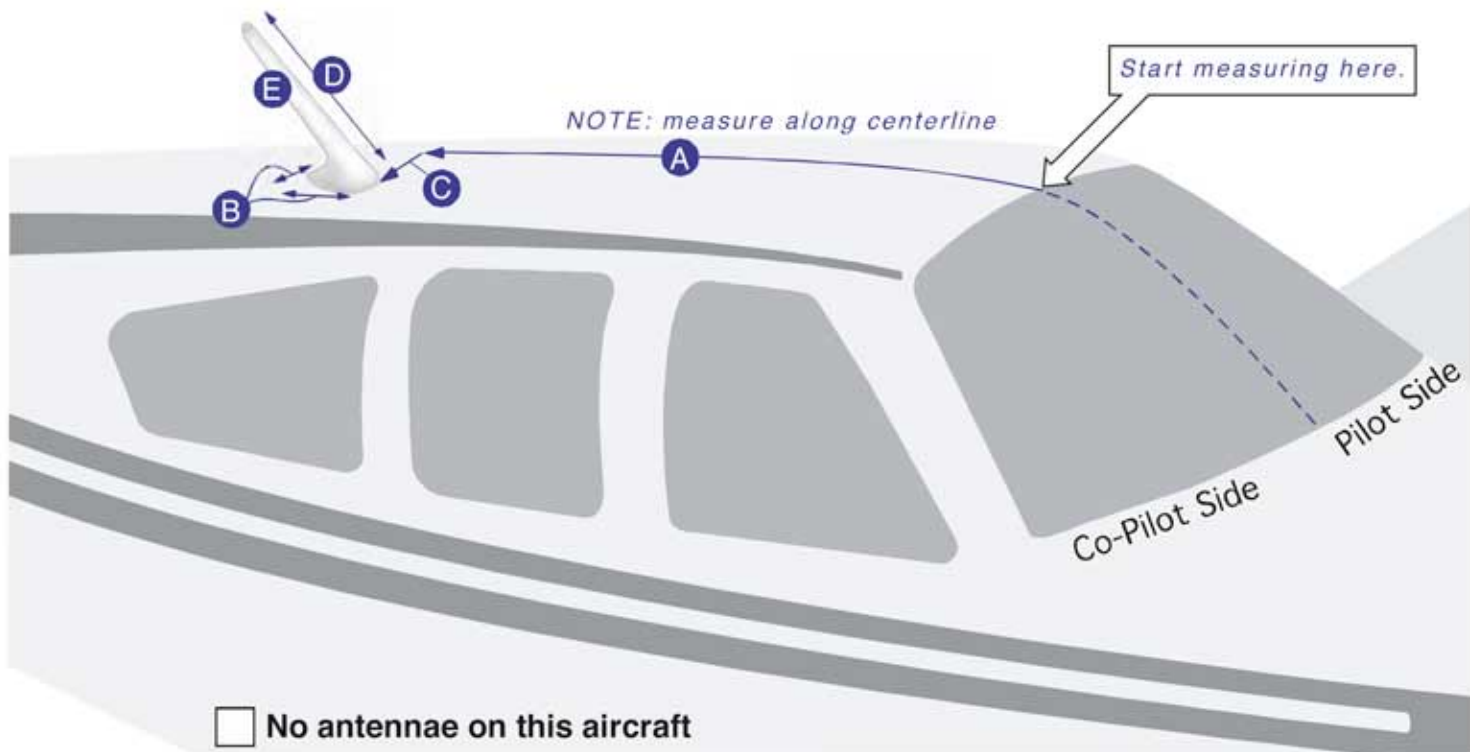
NAME: _____

ANTENNA PLACEMENT WORKSHEET

INSTRUCTIONS: Print Form, Fill Out, Fax to 408/738-2729

ANTENNA TYPES

1 Com Antenna type 1	2 Com Antenna type 2	3 Com Antenna type 3	4 Large "V" Antenna	5 Mooney "7" Antenna
6 Small "V" Antenna	7 Garmin Fin / TCAS	8 ADF Wire Antenna: A	9 ADF Wire Antenna: B	NOTE If none of these, sketch outline of antenna, then measure length & width of base.



A Distance from top of Windshield **B** Length/Width of Antenna base **C** Offset from Centerline Antenna Offset (circle one) **D** Slope length of Antenna (types 1-3) **E** Antenna Type (see types above)

Example	<i>34 5/8"</i> <small>(inches or metric)</small>	<i>5 1/2" x 3 1/4"</i>	<i>9 1/2"</i>	Left <small>(pilot)</small>	Center	Right <small>(co-pilot)</small>	<i>18"</i>	<i>1</i>
Antenna #1				Left	Center	Right		
Antenna #2				Left	Center	Right		
Antenna #3				Left	Center	Right		
Antenna #4				Left	Center	Right		

rev. date: 2/15/07